


# Great Pyramid of Khufu, Egypt: Assembly Instructions



View of completed model

## Great Pyramid of Khufu, Egypt


The Great Pyramid of Khufu is the largest of the roughly 60 pyramids found on the west bank of the Nile. Composed of some 2.3 million stone blocks weighing 2.5 tons each, this pyramid today measures 230 meters on each side at the base and 137 meters high. Until the construction of the Eiffel Tower, this was the world's tallest structure.

\*This model was designed for Papercraft and may differ from the original in some respects.

■ **Parts list(pattern):** Four A4 sheets(No.3 to No.6)

■ **No. of Parts:**7

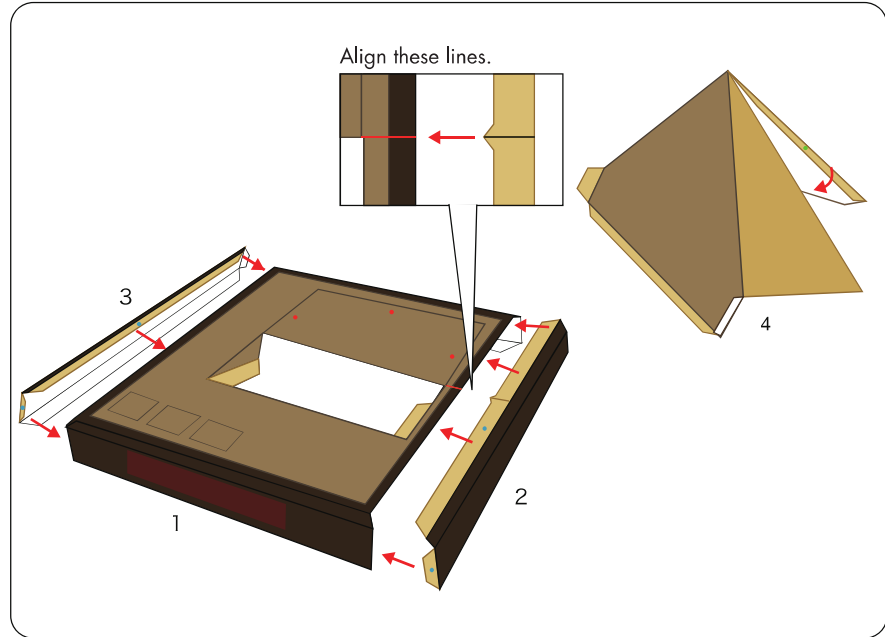
\*Build the model by carefully reading the Assembly Instructions, in the parts sheet page order.



\*Hint: Trace along the folds with a ruler and an exhausted pen (no ink) to get a sharper, easier fold.

Before starting assembly: Writing the number of each section on its back side before cutting out the sections is highly recommended.  
(\* This way, you can be sure which section is which even after cutting out the sections.)

→ Indicates where sections should be glued together.  
→ Indicates where to insert sections. Do not glue the sections together.



## Assembly Instructions



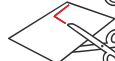
----- **Mountain fold(dotted line)**  
Make a mountain fold.



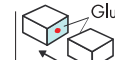
----- **Valley fold(dashed and dotted line)**  
Make a valley fold.



———— **Scissors line(solid line)**  
Cut along the line.



———— **Cut in line(solid line)**  
Cut along the line.



Glue  
The glue spot(colored dot) shows where to apply the glue.

● **Glue spot(Red dot)**

Glue parts with the same number together.

● **Glue spot(Green dot)**

Glue within the same part.

● **Glue spot(Blue dot)**

Glue to the rear of the other part.

### Tools and materials



Scissors, set square, glue(We recommend stick glue), pencil, used ballpoint pen, toothpicks, tweezers, (useful for handling small parts)

### Assembly tip



Before gluing, crease the paper along mountain fold and valley fold lines and make sure rounded sections are nice and stiff.

### Caution



Glue, scissors and other tools may be dangerous to young children so be sure to keep them out of the reach of young children.

# Great Pyramid of Khufu, Egypt: Assembly Instructions

